

MAHARASHTRA UNIVERSITY OF HEALTH SCIENCES, NASHIKDETAILS OF THE HOSPITAL AND WORK RECORD: (HOSPITAL - INFORMATION)


YEAR 2024 - 2025

Faculty:- BAMS (Ayurveda)


Name of College:- CHAITANYA AYURVED MAHAVIDYALAYA, SAKEGAON-BHUSAWAL

College Code:- 3312

A) NUMBER OF PATIENTS ATTENDED OPD (1st Jan. to 31st December)								
(Note:- Patients of Medical Camp OPD should not be included)								
Sr. No.	Month	Information to be filled up by college						Atyayika (Emergency)
		Kayachikitsa + Panchkarma	Shalya	Shalakyas	Prasuti evum Stri Roga	Bal Roga	Swasthvritta evum Yoga	
1	Jan.	1893	732	623	589	639	463	40
2	Feb.	1357	518	386	349	408	315	37
3	March.	1284	505	375	309	836	306	32
4	April	918	311	203	196	1737	189	39
5	May	1190	445	330	323	688	260	36
6	June	1400	515	387	358	527	316	37
7	July	1991	984	600	535	617	476	47
8	August	2707	1099	825	855	854	704	43
9	Sept.	2397	989	807	840	841	667	45
10	Oct.	2052	790	640	672	763	618	45
11	Nov.	2133	814	755	678	815	610	25
12	Dec.	2886	1114	983	940	1069	892	32
Total		22208	8816	6914	6644	9794	5816	458
Grand Total		60650						


Acting Principal
 (Chaitanya Ayurved Mahavidyalaya,
 Sakegaon, Tal Bhusawal)

B)		NUMBER OF PATIENTS ATTENDED IPD (1st Jan. to 31st December)				
(Note:- Patients of Medical Camp IPD should not be included)						
Sr. No.	Month	Information to be filled up by college				
		Kayachikitsa + Panchkarma	Shalya	Shalakya	Prasuti evum Stri Roga	Bal Roga
1	Jan.	66	30	21	27	13
2	Feb.	68	32	18	29	14
3	March.	62	26	18	29	16
4	April	57	24	17	23	11
5	May	64	28	18	19	15
6	June	54	21	11	24	11
7	July	89	35	17	28	13
8	August	96	37	17	32	17
9	Sept.	100	36	18	31	16
10	Oct.	85	35	19	31	20
11	Nov.	70	28	17	24	13
12	Dec.	99	34	16	37	17
Total		910	366	207	334	176
Grand Total		1993				


Acting Principal
 Chaitanya Ayurved Mahavidyalaya,
 Sakegaon, Tal Bhusawal



C. Total Number of Bed Days Occupied

Sr. No.	Month	(Information to be filled up by college)				
		Kayachikitsa & Panchkarma	Shalya	Shalakyas	Prasuti evum Stri Roga	Bal Roga
1.	Jan.	504	250	132	227	122
2.	Feb.	479	239	132	217	108
3.	March	446	232	158	229	124
4.	April	467	203	120	211	84
5.	May	522	192	136	184	112
6.	June	489	189	94	163	80
7.	July	613	252	121	212	107
8.	Aug.	740	276	117	247	118
9.	Sept.	768	265	133	262	111
10.	Oct.	684	242	122	210	119
11.	Nov.	617	215	111	195	102
12.	Dec	760	251	125	253	121
Total		7089	2806	1501	2610	1308
Grand total		15314				
Bed Occupancy (in %)		69.92%				

FORMULA FOR CALCULATING BED OCCUPANCY


$$\text{Bed Occupancy} = \frac{\text{Total No. of Bed days Occupied} \times 100}{\text{Total No. of Beds} \times \text{No. of total days}}$$

D) PANCHAKARMA DETAILS

SR. NO.	PATIENTS	SNEHAN	SWEDAN	VAMAN	VIRECHAN	BASTI	NASYA	RAKTMOKSHAN	JALOUKAVCHARAN	SHIRODHARA	SHIROBASTI
1.	From O.P.D	5886	5354	0	0	1472	364	05		169	0
2.	From I.P.D.	7390	6909	04	15	2169	1468	06		316	0
3.	Total	13276	12263	04	15	3641	1832	11		485	0

(Note: Karmas apart from above should mention in separately in separate enclosure if required.)

E)	Hospital information for P.G.Only	:	NOT APPLICABLE
	Number of Beds	: (Minimum required 100 beds. Additional Beds for Clinical Subject 1:4 per Student (Please refer PG Regulation 2016))
		:	
	Number of Students	: X 4 =
	Equipments	:	Adequate /Inadequate
	Number of Registrars/H.O.	:	R.....HO..... NOT APPLICABLE
	Number of available additional Non teaching staff	:


Dean/ Principal of the College
Acting Principal
 Chaitanya Ayurved Mahavidyalaya,
 Sakegaon, Tal Bhusawal